

Materials, Supplies, & Cutting Diagram No. 159

Classic Bookcase


| | | |
|----------|----------------------------|---|
| A | Case Sides (2) | $\frac{3}{4}$ ply. - $11\frac{1}{4} \times 73$ |
| B | Case Top/Bottom (2) | $\frac{3}{4}$ ply. - 11×29 |
| C | Case Back (1) | $\frac{1}{4}$ ply. - $29\frac{1}{2} \times 67\frac{1}{4}$ |
| D | Face Frame Stiles (2) | $\frac{3}{4} \times 2 - 73$ |
| E | Face Frame Bottom Rail (1) | $\frac{3}{4} \times 6\frac{1}{2} - 26$ |
| F | Face Frame Top Rail (1) | $\frac{3}{4} \times 2\frac{1}{2} - 26$ |
| G | Shelf Panels (4) | $\frac{3}{4}$ ply. - $9\frac{3}{8} \times 28\frac{1}{4}$ |
| H | Shelf Edging (8) | $\frac{3}{4} \times 1 - 28\frac{1}{4}$ |
| I | Top Frame Front (1) | $\frac{3}{4} \times 3\frac{1}{2} - 33$ |
| J | Top Frame Sides (2) | $\frac{3}{4} \times 3\frac{1}{2} - 13\frac{1}{2}$ |
| K | Top Cove Front (1) | $\frac{3}{4} \times \frac{3}{4} - 31\frac{1}{2}$ |
| L | Top Cove Sides (1) | $\frac{3}{4} \times \frac{3}{4} - 12\frac{3}{4}$ |
| M | Baseboard Front (1) | $\frac{3}{4} \times 4\frac{1}{2} - 31\frac{1}{2}$ |
| N | Baseboard Sides (2) | $\frac{3}{4} \times 4\frac{1}{2} - 12\frac{3}{4}$ |
| O | Base Bead Front (1) | $\frac{1}{2} \times \frac{5}{8} - 31\frac{1}{4}$ |
| P | Base Bead Sides (2) | $\frac{1}{2} \times \frac{5}{8} - 12\frac{5}{8}$ |

- (4) Leveler Blocks
- (18) #8 x 2" Fh Woodscrews
- (12) #8 x $1\frac{1}{4}$ " Fh Woodscrews
- (16) $\frac{1}{4}$ " Spoon-Style Shelf Pins
- (4 Per Additional Section) $1\frac{1}{8}$ " Connector Bolts
- (4 Per Additional Section) Cap Nuts


$\frac{3}{4}$ " x 7" - 84" Cherry (4.1 Bd. Ft.)



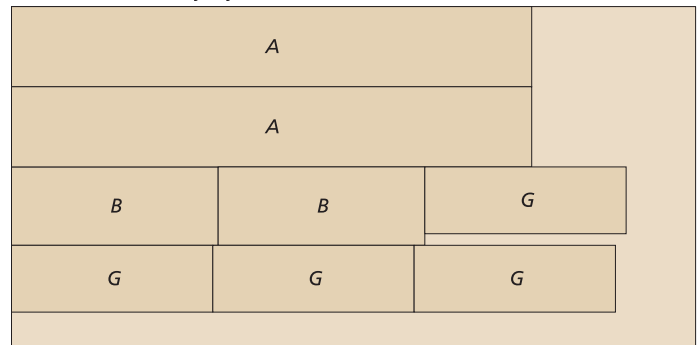
$\frac{3}{4}$ " x 8" - 84" Cherry (4.7 Bd. Ft.)



$\frac{3}{4}$ " x 6 1/2" - 72" Cherry (3.3 Bd. Ft.)



$\frac{3}{4}$ " - 48" x 96" Cherry Plywood



ALSO NEEDED: One 48" x 96" sheet of $\frac{1}{4}$ " Cherry Plywood