

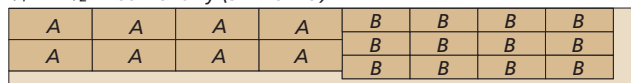
Materials, Supplies, & Cutting Diagram No. 157

Modular Wine Server

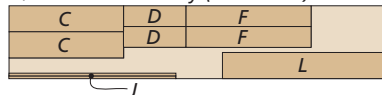
A	Leg Faces (8)	$\frac{3}{4}$ " x 3 - 8	M	Drawer Back (1)	$\frac{1}{2}$ " x $2\frac{1}{2}$ " - 15
B	Leg Fillers (12)	$\frac{3}{4}$ " x $2\frac{1}{4}$ " - $6\frac{1}{2}$	N	Drawer Sides (2)	$\frac{1}{2}$ " x $2\frac{1}{2}$ " - $10\frac{1}{2}$
C	Cross Ties (2)	$\frac{3}{4}$ " x $2\frac{1}{2}$ " - 11	O	Drawer Bottom (1)	$\frac{1}{4}$ " ply. - 10 x 15
D	Side Rails (2)	$\frac{3}{4}$ " x 2 - 6	P	Drawer Guides (2)	$\frac{1}{2}$ " x $1\frac{13}{16}$ " - $10\frac{3}{4}$
E	Base Panel (1)	$\frac{3}{4}$ " ply. - 11 x 17			
F	Front/Back Rails (2)	$\frac{3}{4}$ " x 2 - 12			
G	Plates (2)	$\frac{1}{4}$ " ply. - $10\frac{3}{4}$ " x $16\frac{1}{8}$			
H	Glass Holders (5)	1 x $2\frac{3}{4}$ " - $10\frac{3}{4}$			
I	Full Shelf (1)	$\frac{3}{4}$ " ply. - $10\frac{1}{2}$ " x 16			
J	Shelf Edging (1 Per Shelf)	$\frac{1}{4}$ " x $\frac{3}{4}$ " - 16			
K	Half Shelf (1)	$\frac{3}{4}$ " ply. - 6 x 16			
L	Drawer Front (1)	$\frac{3}{4}$ " x $2\frac{1}{2}$ " - $15\frac{1}{2}$			

- (6) #8 x $1\frac{1}{4}$ " Fh Woodscrews
- (8) #6 x $\frac{5}{8}$ " Fh Woodscrews
- (6 Per Optional Drawer) #6 x $\frac{5}{8}$ " Fh Woodscrews
- (15) #6 x $1\frac{1}{2}$ " Fh Woodscrews For Glass Holders
- (4 Per Optional Shelf) $\frac{1}{4}$ " Spoon-style Shelf Pins
- (1 Per Optional Drawer) 3" Drawer Pull w/Screws

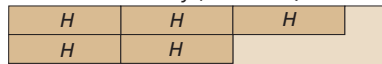
$\frac{3}{4}$ " x $7\frac{1}{2}$ " - 60" Cherry (3.2 Bd. Ft.)



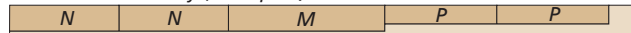
$\frac{3}{4}$ " x 7" - 36" Cherry (1.8 Bd. Ft.)



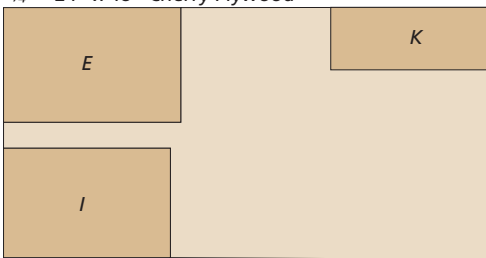
1" x 6" - 36" Cherry (1.9 Bd. Ft.)



$\frac{1}{2}$ " x 3" - 60" Cherry (1.3 Sq. Ft.)



$\frac{3}{4}$ " - 24" x 48" Cherry Plywood



$\frac{1}{4}$ " - 24" x 48" Cherry Plywood

