

Online Extras

Materials, Supplies, & Cutting Diagram No. 154

Corner Media Cabinet

A	Case Sides (2)	$\frac{3}{4}$ ply. - 17 rgh. x 22	U	Door Stiles (4)	$\frac{3}{4}$ x $2\frac{1}{2}$ - 18
B	Case Top/Bottom (2)	$\frac{3}{4}$ ply. - $27\frac{1}{4}$ x 42	V	Door Rails (4)	$\frac{3}{4}$ x $2\frac{1}{2}$ - 17
C	Case Divider (1)	$\frac{3}{4}$ ply. - $15\frac{3}{4}$ x $19\frac{3}{4}$	W	Door Dividers (2)	$\frac{3}{4}$ x $2\frac{1}{2}$ - 15
D	Divider Edging (1)	$\frac{1}{4}$ x $\frac{3}{4}$ - $19\frac{3}{4}$	X	Glass Stop (2)	$\frac{1}{4}$ x $\frac{1}{4}$ - 96 rgh.
E	Shelf Stop (1)	$\frac{3}{4}$ x 4 - $19\frac{1}{4}$	Y	Door Strike Blocks (2)	$\frac{3}{4}$ x 2 - 2
F	Center Back Panel (1)	$\frac{3}{4}$ ply. - 21 rgh. x $19\frac{3}{4}$			
G	Side Back Panels (2)	$\frac{1}{4}$ ply. - 17 rgh. x 22			
H	Skirt Filler (1)	$\frac{1}{4}$ x $3\frac{1}{2}$ - 144			
I	Face Frame Stiles (2)	$\frac{3}{4}$ x $1\frac{1}{2}$ - 22			
J	Face Frame Top/Bottom Rails (2)	$\frac{3}{4}$ x 2 - 42			
K	Top Center Panel (1)	$\frac{3}{4}$ ply. - $26\frac{1}{2}$ x 40			
L	Top Front Border (1)	$\frac{3}{4}$ x 3 - 46			
M	Top Side Border (2)	$\frac{3}{4}$ x 3 - 21 rgh.			
N	Shelves (2)	$\frac{3}{4}$ ply. - $15\frac{3}{4}$ x $20\frac{1}{4}$			
O	Shelf Edging (2)	$\frac{1}{4}$ x $\frac{3}{4}$ - $20\frac{1}{4}$			
P	Top Front Trim (1)	$\frac{1}{2}$ x $1\frac{1}{4}$ - $45\frac{1}{2}$			
Q	Top Side Trim (2)	$\frac{1}{2}$ x $1\frac{1}{4}$ - 18 rgh.			
R	Base Front Trim (1)	$\frac{3}{4}$ x $3\frac{1}{2}$ - $43\frac{1}{2}$			
S	Base Side Trim (2)	$\frac{3}{4}$ x $3\frac{1}{2}$ - 21 rgh.			
T	Leg Support Block (1)	$\frac{3}{4}$ x $3\frac{1}{2}$ - $3\frac{1}{2}$			

- (2 pr.) 2" Nickel-Plated No-mortise Hinges w/Screws
- (2) 232mm Stainless Steel Bar Handles w/Screws
- (5) Adjustable Aluminum Legs
- (2) $\frac{3}{8}$ "-dia. Rare-Earth Magnets
- (2) $\frac{1}{2}$ "-dia. Magnet Cups
- (2) $\frac{1}{2}$ "-dia. Magnet Washers
- (8) $\frac{1}{4}$ " Nickel-Plated Spoon-Style Shelf Pins
- (8) #4 x $\frac{1}{2}$ " Fh Woodscrews
- (20) #8 x $\frac{3}{4}$ " Ph Woodscrews
- (12) #8 x $1\frac{1}{4}$ " Fh Woodscrews
- (3) #8 x 2" Fh Woodscrews
- (100) $\frac{1}{2}$ " Wire Brads
- (4) $\frac{3}{16}$ "-thick Reeded Glass (7" x $13\frac{5}{8}$ ")

$1\frac{1}{4}$ " x 4" - 72" Poplar (2 Boards @ 3.0 Bd. Ft.)



ALSO NEEDED: $\frac{1}{8}$ " hardboard for splines

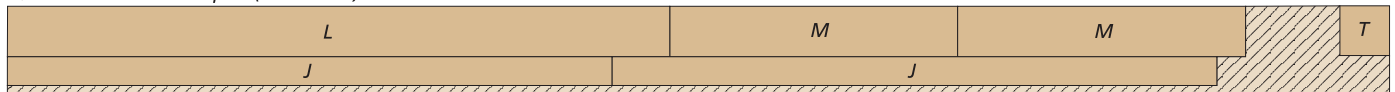
$\frac{3}{4}$ " x 4" - 96" Hard Maple (2.7 Bd. Ft.)



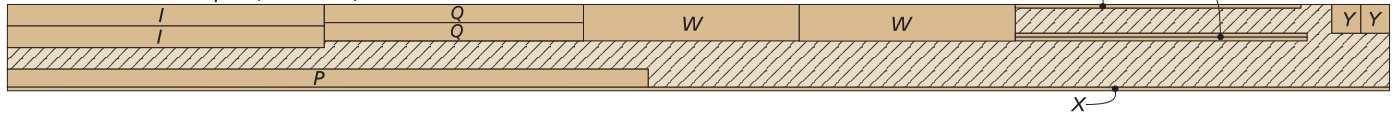
$\frac{3}{4}$ " x $5\frac{1}{2}$ " - 96" Hard Maple (3.7 Bd. Ft.)



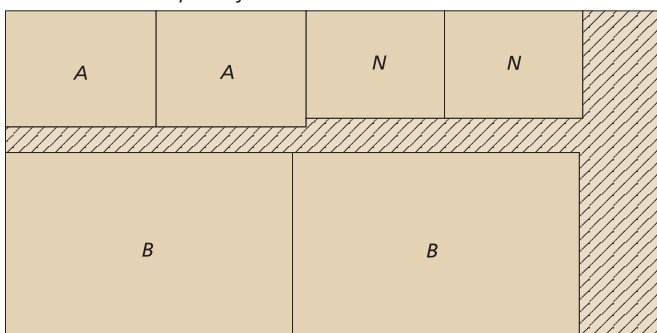
$\frac{3}{4}$ " x 6" - 96" Hard Maple (4.0 Bd. Ft.)



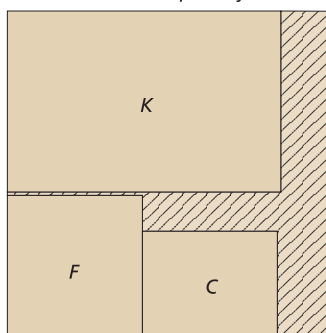
$\frac{3}{4}$ " x 6" - 96" Hard Maple (4.0 Bd. Ft.)



$\frac{3}{4}$ " - 48" x 96" Maple Plywood



$\frac{3}{4}$ " - 48" x 48" Maple Plywood



$\frac{1}{4}$ " - 24" x 48" Maple Plywood

